



## YEAR R WRENS

**Class Teacher: Miss Marks**

**Learning Support Assistant: Mr Miles**

### Important diary dates and reminders

Thursday 19<sup>th</sup> October – *Parents Evening*

Monday 30<sup>th</sup> October – *Inset day*

### Notices

**KIRFs** – This half term our KIRF is to know name numbers in order to 10 and compare 2 numbers by saying which is more or less (Please see our class page on the website for further information regarding the KIRFs).

**Hair** – please can hair longer than shoulder length be tied back each day. Thank you 😊

### Class Update

This week we have been talking about the different jobs that people have and in particular, we have been focussing on the emergency services and people who help us. The children have loved the role-plays and we've had an abundance of fire fighters and nurses on call. We have learnt a little about fire safety and the class know to 'stop, drop and roll' if fire were to come into contact with their clothing.











Last week we learnt about the difference between fruit and vegetables and the class planned their own soups. This week, we used our plans to collectively plan and make a soup. Unlike the animals in the Little Red Hen, we all worked as a team and all got to enjoy the final product. We made a fruit soup (tomatoes and peppers) and a vegetable soup (potato, parsnips, swede and carrots).



In maths we have been comparing groups of objects by saying which is more or which is less. We have also been comparing size (big and small) and mass (which is heavier and which is lighter).

I have been amazed with the progress being made in our phonics lessons and the class have been so enthused to find out what our new sound is each day. This week we have learnt our first digraph (two letters, one sound) ck and also the single letter sounds e, u and r. Examples of words that you can now make with the flash cards are: Sock, pick, pet, ten, cup, sun, rug, red. Please do keep going over the new sounds added to the folder, as now that we have learnt a fair few constant exposure to these is essential for grapheme, phoneme correspondence.

	 sock	Open your mouth into a little smile, make your tongue flat and move it up towards the top of your mouth to say c c c	c Curl around the heel of the sock. k Down the sock, up and back down to the toe.  <b>Catchphrase:</b> Rock that sock!
	 elephant	Open your mouth wide and say e e e	Around the elephant's eye and curl down its trunk.
<b>Grapheme and mnemonic</b> 	<b>Picture card</b>  umbrella	<b>Pronunciation phrase</b> Open your mouth wide and say u u u	<b>Formation phrase</b> Down and around the umbrella, and back to the ground.
	 rainbow	Show me your teeth to make a rrrrr sound rrrrr rrrrr	From the cloud to the ground and over the rainbow.

I look forward to speaking to you all at parents evening next week.

Have a lovely weekend,

Mrs Woods 😊

