



YEAR 3 Kingfishers

Class Teacher: Miss Wylie

Learning Support Assistants: Mrs Drury, Mrs Lake & Mrs Lines.

Important diary dates and reminders

25th- 29th May- Half term holiday

Monday 1st June- INSET day

Friday 5th June- Sports day

Reminders:

PE: Kingfishers PE days are on a **Monday and a Friday**. Please can the children wear their PE kits into school on these days.

KIRFs:

Our KIRF For Summer term1 is be able to tell the time to the nearest 5 minutes. which the children will be tested on before the end of term. Please refer to the KIRF sheet at the end of this letter to support your child with their learning. The key to success is practicing little and often.

Class update

What a full and exciting week we've had in Kingfishers. The children have shown such enthusiasm, kindness and curiosity in every lesson.

We began the week with a wonderful visit to Year 1. I had the pleasure of hearing the Year 1 children read aloud the stories they have been working on in English. Later, Year 1 came to visit us, and the Kingfishers proudly shared some of their own favourite pieces of writing. It was such a joy to see both classes so engaged, confident and supportive of one another.

In English, we continued exploring our class text *The Egyptian Cinderella*. The children created fantastic wanted posters for a chosen Egyptian god or goddess, thinking carefully about appearance, personality and symbolism.

In Maths, we began our new unit on telling the time. The children learned to read and write Roman numerals up to 12 and were incredibly quick to spot patterns and make connections.

History brought a great deal of excitement as we learned about mummification in Ancient Egypt. After discussing the process step by step, we carried out our own experiment by mummifying tomatoes — a very memorable lesson!

In DT, we completed our unit on castles. The children finished building and decorating their wonderful creations, showing real creativity and perseverance.






In PSHE, we shared things we have achieved recently. The children were so supportive and genuinely celebratory of one another's successes — it was lovely to see such kindness in action.

It has been a busy, joyful and rewarding week. I hope the children have a wonderful rest this weekend.

Best wishes,

Miss Wylie





English

For English home learning, the children have been asked to create a *wanted poster* for a villain of their choice. They should think carefully about what their villain looks like, what makes them dangerous or mischievous, and why they are wanted. Using bold vocabulary and clear descriptions will help make their posters eye-catching and imaginative.

Maths

For Maths home learning, the children have a worksheet on **Roman numerals up to 12**. This will support the work we have begun in class on reading and writing Roman numerals and recognising them on a clock face.

Our spellings this week are:

Stage 3 - Lesson 26: Words where the digraph 'ch' makes a /k/ sound

scheme
character

chorus
monarch

echo
school

chemist
anchor

stomach
chaos



Key Instant Recall Facts

Year 3 – Summer 1

I can tell the time to the nearest 5 minutes.

By the end of this half term, children should know the following facts. The aim is for them to recall these facts **instantly**.

Children need to be able to tell the time using a clock with hands. This target can be broken down into several steps.

- ▶ I can tell the time to the nearest hour.
- ▶ I can tell the time to the nearest half hour.
- ▶ I can tell the time to the nearest quarter hour.
- ▶ I can tell the time to the nearest five minutes.
- ▶ I can tell the time to the nearest minute.

Key Vocabulary

Twelve **o'clock**

Half past two

Quarter past three

Quarter to nine

Five **past** one

Twenty-five **to** ten



Top Tips

The secret to success is practising **little** and **often**. Use time wisely. If you would like more ideas, please speak to your child's teacher.

Talk about time - Discuss what time things happen. When does your child wake up? What time do they eat breakfast? Make sure that you have an analogue clock visible in your house or that your child wears a watch with hands. Once your child is confident telling the time, see if you can find more challenging clocks e.g. with Roman numerals or no numbers marked.

Ask your child the time regularly – You could also give your child some responsibility for watching the clock :

"The cakes need to come out of the oven at twenty-two minutes past four exactly."

"We need to leave the house at twenty-five to nine."